

SPECIFICATIONS

IP100H	
Wireless standards	IEEE 802.11 a/b/g/n
Frequency range	2.4–2.4835 GHz, 5.15–5.35, 5.47–5.85 GHz
Dimensions (W x H x D)*	58 x 95 x 26.4 mm; 2.3 x 3.7 x 1.0 in (with BP-271)
Weight (approx.)	205 g; 7.2 oz (with BP-271 and antenna)
Operating time ²	More than 20 hours (with BP-271)
RF output power	Less than 10 mW/MHz
Voice Codec	G.711 μ-law (64 kbps)
AF output power (10% distortion)	Internal SP 400 mW (typ., 16 Ω load), External SP 200 mW (typ., 8 Ω load)
Security	WEP (64/128-bit), WPA-PSK (TKIP/AES), WPA2-PSK (TKIP/AES)
Operating temperature	–10 °C to +60 °C; +14 °F to +140 °F
* Projections are not included. ² Tx: Rx: Stand-by=1 : 1 : 8 duty cycle	

Supplied accessories	
• BP-271 Li-ion battery pack	• MB-127 belt clip
• Hand strap	• Antenna
	• Antenna cap

IP100FS (System requirements)	
Operating system	Windows® 10 (32-bit/64-bit), Windows® 8/Windows® 8.1 (32-bit/64-bit) Windows® 7 (32-bit/64-bit) SP1 or later, (Except for Windows® RT)
CPU	Intel® Core™ 2 Duo Processor E6600/ 2.4 GHz or better
Memory	2 GB or higher
Hard disk space	1 GB of disk space (for saving log files)
Audio	DirectSound compatible audio (Frequency response up to 20 kHz, sampling rate 48 kHz)
Display resolution	1920×1080 pixel recommended 1024×768 pixel minimum
Other	USB 2.0 port, 10 Mbps or faster Ethernet interface, speaker, microphone or headset

IP1000C	
Power supply	100–240 V AC (With supplied AC adapter)
Operating temperature	0 °C to +40 °C; +32 °F to +104 °F
Dimensions (W x H x D) ³	232 x 38 x 168 mm; 9.1 x 1.5 x 6.6 in
Weight (approx.)	750 g; 1.65 lb (Main unit only)
LAN	RJ-45 connector x 4 1000BASE-T/100BASE-TX/10BASE-T (Auto MDI/MDI-X)
USB	Standard A receptacles x 2
Maintenance console	RS-232C (RJ-11) connector
³ Projections are not included.	

Supplied accessories	
• BC-207S AC adapter	• Cushion sheets
	• Ferrite core



AP-95M	
Power supply	12 V DC ±10% or PoE (IEEE802.3af compatible)
Dimensions (W x H x D) ⁴	162 x 162 x 42 mm; 6.4 x 6.4 x 1.7 in
Weight (approx.)	520 g; 1.1 lb (Accessories not included)
Cable LAN	RJ-45 connector x 1 1000BASE-T/100BASE-TX/10BASE-T (MDI/MDI-X automatic distinction)
Wireless LAN	IEEE 802.11 a/b/g/n/ac
Frequency range	2.412–2.472 GHz, 5.18–5.24, 5.475–5.825 GHz
Security	WEP (64/128/152-bit), WPA, WPA2, WPA-PSK, WPA2-PSK, IEEE 802.1X/EAP
Operating temperature	–10 °C to +55 °C; +14 °F to +131 °F
⁴ Projections are not included.	

Supplied accessories	
• AC adapter*	• Mounting bracket

* Depending on the version.
All stated specifications are subject to change without notice or obligation.

OPTIONS

For IP100H

		
BP-271 Rechargeable Li-ion 1150/1200 mAh (min./typ.)	BP-272 Rechargeable Li-ion 1880/2000 mAh (min./typ.)	BP-273 LR6 (AA) batteries x 3

Rapid charger

	
BC-202IP2	BC-123S*
* BC-123SA for USA plug, SE for Europe plug, SV for Australia plug.	

Multi-charger

	
BC-211	BC-157S

Headset (Full-duplex operation)

	
HS-102 Earphone type. OPC-2359 is required.	OPC-2359 PTT switch cable




Earphone-microphones (Full-duplex operation)

	
HM-153LS	HM-166LS
Use HM-153LS or HM-166LS for full-duplex operation also.	

Speaker-microphones (Simplex operation)

	
HM-183LS IPX7 Waterproof	HM-186LS

Headsets (Simplex operation)

		
HS-94* Earhook type	HS-95* Behind-the-head type	HS-97* Throat type

* Either OPC-2006LS or OPC-2328 is required when using any of these headsets.

• **MB-127:** Belt Clip. Same as supplied.

• **OPC-2006LS:** Plug adapter cable

• **OPC-2328:** PTT switch cable

Either OPC-2006LS or OPC-2328 is required when using any of
HS-94, HS-95 or HS-97.

• **OPC-478UC + OPC-2144:** Setup cables
Both cables are required for initial setup.

For IP100FS


CT-23


BC-147S* For use with CT-23

* BC-147SA for USA plug, SE for Europe plug, SV for Australia plug.


SM-26




HM-152

For IP1000C


OPC-1402

For AP-95M

Access point management software

	
RS-AP3 Configure and monitor individual/all access points in a network for centralized management.	



IP100H

IP ADVANCED RADIO SYSTEM

Full-Duplex Communication That Works Over a Wireless LAN and IP Network*

- Easy system to set up and use
- Up to 100 users can communicate at the same time
- Encryption provides extra security
- Range is only restricted by your IP network coverage
- No licence fee required, no call charges




Icom, Icom Inc. and Icom logo are registered trademarks of Icom Incorporated (Japan) in Japan, the United States, the United Kingdom, Germany, France, Spain, Russia, Australia, New Zealand and/or other countries. IDAS and IDAS logo are trademarks of Icom Incorporated. NXDN is a trademark of Icom Incorporated and JVC KENWOOD Corporation. dPMR is a trademark of the dPMR MoU Association. Windows and Windows Vista are either registered trademarks or trademarks of Microsoft Corporation in the United States and/or other countries. All other trademarks are the properties of their respective holders.

Icom Inc. 1-1-32, Kamiminami, Hirano-Ku, Osaka 547-0003, Japan Phone: +81 (06) 6793 5302 Fax: +81 (06) 6793 0013 www.icom.co.jp/world Count on us!

Icom America Inc. www.icomamerica.com	Icom (Europe) GmbH www.icomeurope.com	Icom (Australia) Pty. Ltd. www.icom.net.au	Your local distributor/dealer:
Icom Canada www.icomcanada.com	Icom Spain S.L. www.icomspain.com		
Icom Brazil E-mail: sales@icombrasil.com	Icom (UK) Ltd. www.icomuk.co.uk		
	Icom France s.a.s. www.icom-france.com		

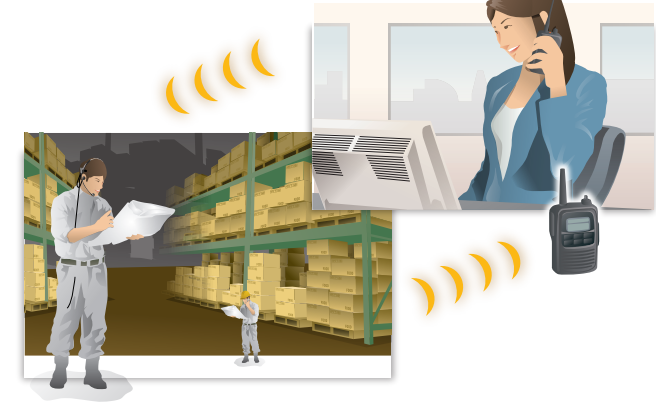
Wireless LAN System Extends Your Communication Coverage.

Individual, Group or Area Communication



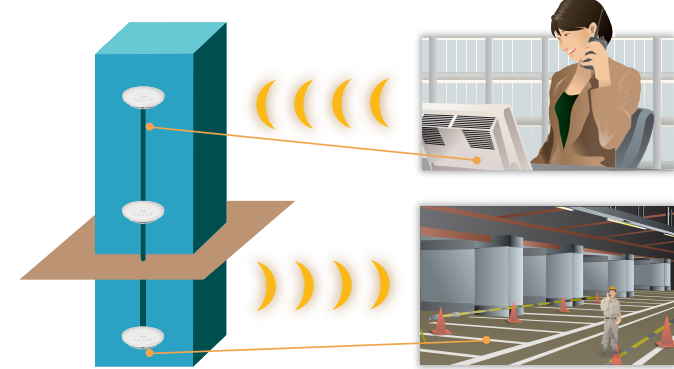
Staff spread across an extended site, such as a hotel, can communicate seamlessly.

Hands-free, Full-duplex Communication



With an optional earphone-mic or headset HS-102, the IP100H user can talk and receive simultaneously like a phone call. Hands-free operation allows your staff to carry out other tasks at the same time.

Intra-building Communication



By deploying access points along the IP network, the IP advanced radio system can communicate all the way from the basement to the top floor. The IP100H can access the nearest access point and can roam between access points*. *Same SSIDs are required for roaming use.

Dispersed Sites Communication



If connected over an Internet VPN, the IP100H/IP100FS can communicate between dispersed sites such as offices or shops in different cities.

Application examples

- Hotels
- Warehouse / Manufacturing
- Hospitals
- Security
- Restaurant / Drive Thru
- Supermarkets / Retail Shops

IP Communication Terminal IP100H

- IPX7 waterproof (1m depth water for 30 minutes) for outdoor work or places prone to get wet.
- Compact 58x95x26.4 mm body and 205g (approximate) lightweight.
- Vibration alert function for incoming calls.
- Emergency call with higher priority.
- Tested to the MIL-STD 810 G specifications.



*The IP100H can be used with an internal antenna. (Communication range will decrease to half from/to access points.)



Wireless LAN Access Point AP-95M

- IEEE 802.11 a/b/g/n/ac compliant
- PoE (Power over Ethernet) capability
- Optional RS-AP3, Access point management software



Remote Communicator IP100FS

(Supplied with USB flash drive for use as a USB hardware key)

- The IP100FS can communicate with IP communication terminals from a PC.
- The IP100FS can obtain location information of each IP100H based on the access point being used.
- Can be installed on a Windows® based tablet PC as well as a laptop PC.



Controller IP1000C

- The IP1000C controls all terminal configurations and voice traffic.
- Capable of controlling up to 100 terminals (including IP100FSs).
- Links up to 11 IP1000Cs over an IP network (Internet VPN) and increases the number of usable IP100H/IP100FS communication terminals to 1100 units.



Full-duplex Communication

With an optional earphone-mic or headset HS-102, the IP100H can talk and receive at the same time. All users in the system can communicate simultaneously.

High Security

The wireless LAN security protocols (WPA-PSK (TKIP/AES), WPA2-PSK (TKIP/AES)) encrypt your private conversations.

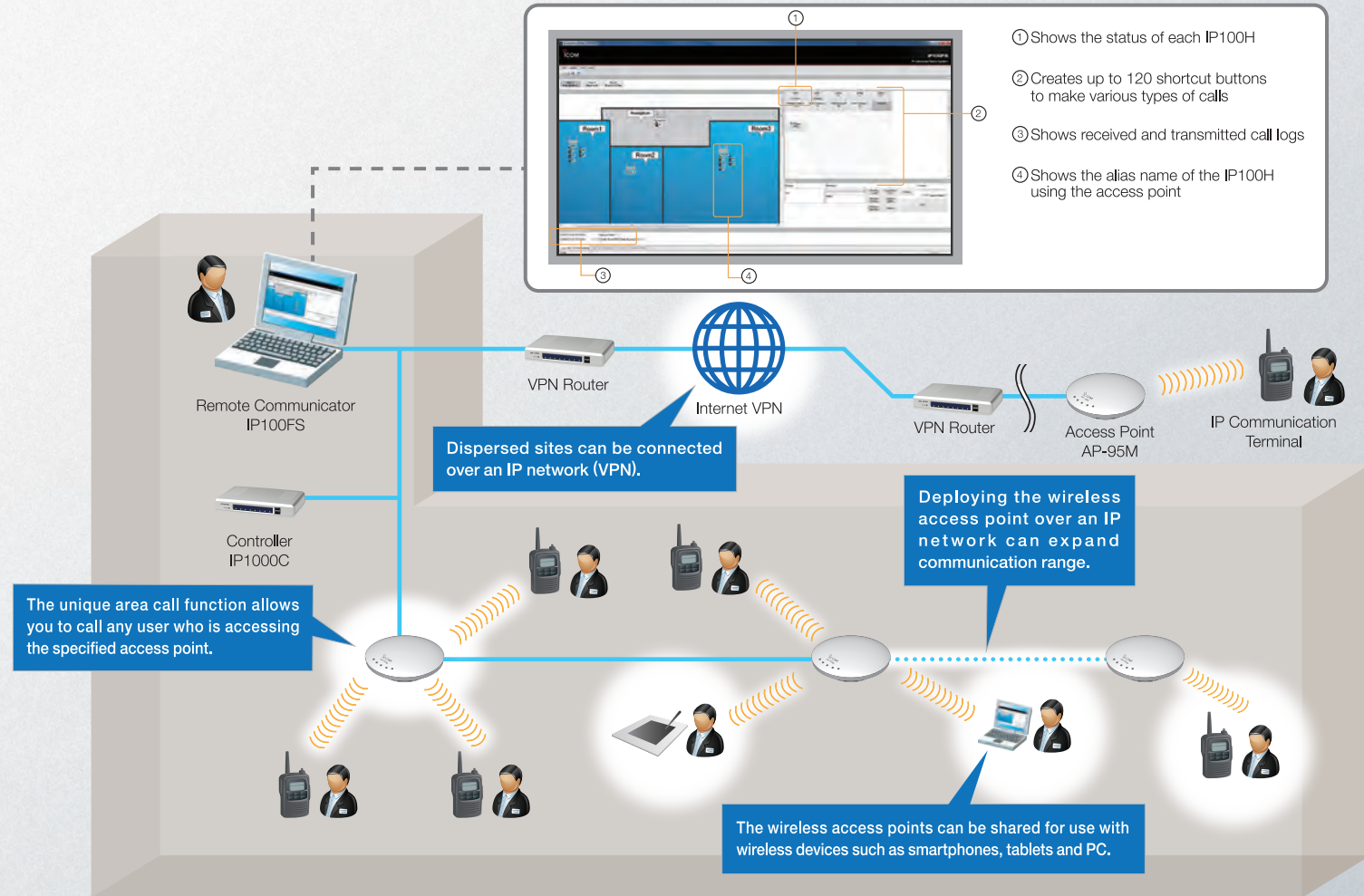
Status and Short Data Messaging

The IP100H/IP100FS can send status and short data messages* to other users.

* The IP100H can send only preprogrammed messages.

Easy System to Set Up and Use

The IP1000C programs almost all terminal configurations over the air. Individual PC programming via cable connection is not required. (Except initial setup)



RoIP GATEWAY

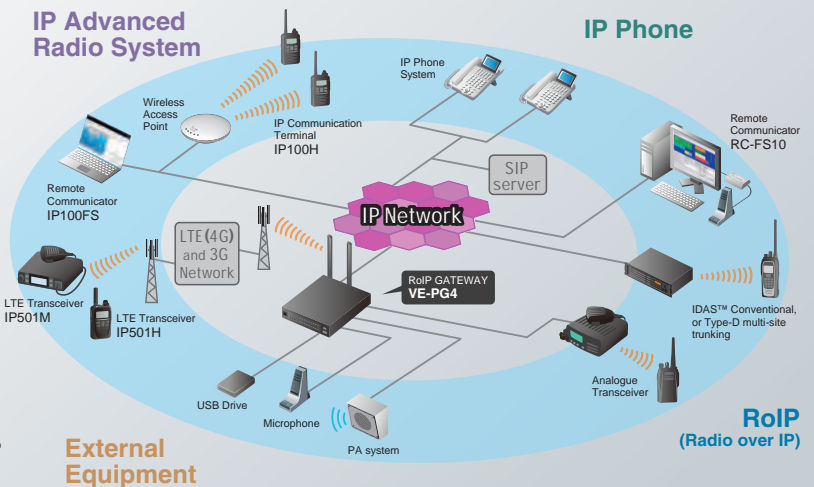
IP Phone and Transceiver Interconnection

With a VE-PG4 RoIP gateway, the IP advanced radio system can interconnect with an IP phone, LTE, IDAS™ Conventional, Type-D multi-site trunking and analogue transceivers. The VE-PG4 has a built-in controller function (equivalent to the IP1000C function), capable of controlling up to 50 IP communication terminals.



RoIP Gateway VE-PG4

Interconnection image The IP communication terminals, radios and telephones can communicate with each other within the doughnut shaped blue ring.



External Equipment

RoIP (Radio over IP)